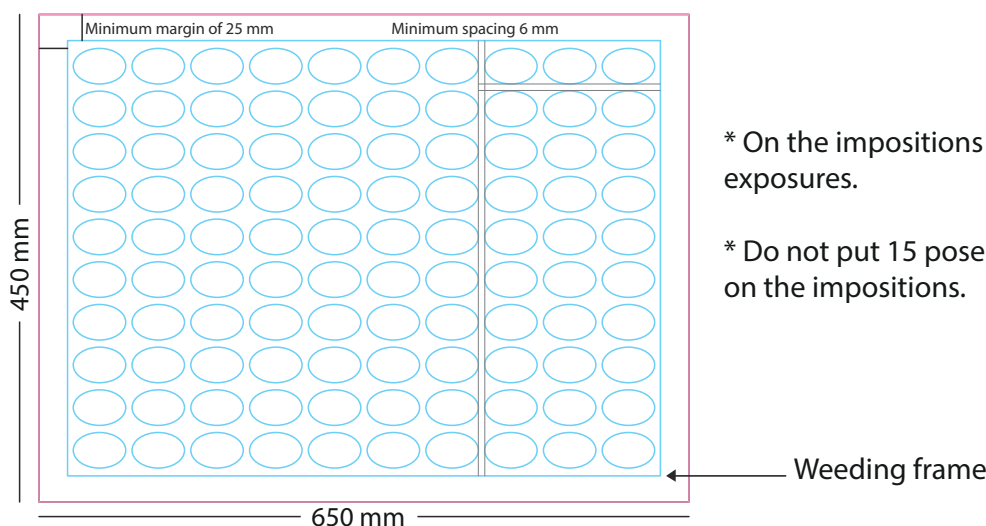


Doming - The technical constraints

Sizes and formats for the imposition of the doming:

The maximum machine format must be 650 x 450 mm with 25 mm margins all around the format for handling (the format may be smaller, but with the same conditions). There must be a minimum center distance of 6 mm between each installation for packaging in boxes and a minimum center distance of 10 mm between each installation for unit packaging. For all other dimensions (large logo for example) please contact the quotation service.



* On the impositions do not exceed 16 vertical exposures.

* Do not put 15 poses / 13 poses / 11 poses vertically on the impositions.


give extra senses and dimensions to your ideas!

Details of the constraints on the doming shapes:

The design, apart from the simple shapes (round, ellipse, square, rectangle, each angle must be rounded with a minimum of 1 mm of radius of curvature, in some cases, we can go down to 0,7 mm which will be the limit according to the visuals). We may have to retouch the original logo, when it has sharp angles, or too small grease lines. The modifications of the design will therefore be made according to the imperatives of the doming, but avoiding as much as possible to change the general appearance of the original logo. The minimum thickness for a line (its fat) will be 3 mm. It is possibly possible to go lower, but this possibility must be studied on a case-by-case basis depending on the complexity of the logo (prototypes or pre-series).

*Examples of logos modified according to doming requirements:





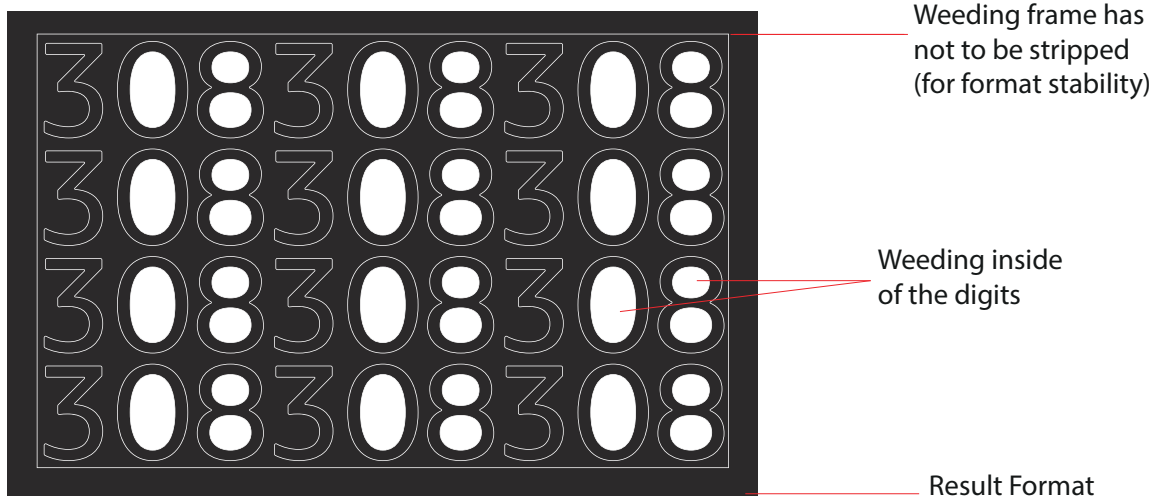
Cutting centering constraint tolerance:

Sur des visuels avec un liseret (contour) nous avons une tolérance de + ou - 0,5 mm de décalage, dans le cas où les visuels ont un texte proche de la découpe veuillez à le placer au minimum à - 1,5 mm du bord de la découpe.



Preparation of the format before sending:

The internal weeding of the letters must be done by you without weeding the outside of the format. Provide a weeding frame all around all the poses to have a better flatness of the format before the resin application.



Terms of shipping:

When sending your formats, make sure they are properly wedged and kept flat. Otherwise, the formats may end up corneous or wavy. We will have to leave them in press for a few days, to restore them to good flatness. Otherwise, the resin will not be distributed evenly over all the poses and sometimes even overflow.